

Aurora Borealis, MWC Guild Exhibit, 2011

Weaving Indiana will create an exhibit for entry into the 2011 Midwest Weavers Conference Guild Exhibit competition. The theme for this exhibit is Aurora Borealis -- "Northern lights, ever changing, always in motion, a whisper of color and never the same."

The scarves and shawls will be shown hanging from one end, side-by-side, in similar color groupings. Purple tone scarves will hang next to blue tones, which will hang next to green tones, etc. There will be a slight breeze causing the scarves/shawls to move slightly and shimmer in the lights.

The weaver should choose a favorite photo showing an aurora borealis as color inspiration. Try entering "Aurora Borealis pictures" into Google or your favorite internet search engine. Save your selected inspiration photo to your computer by right-clicking on the presented picture and selecting "Save Picture As..." or email it to yourself by right clicking on the picture and selecting "email Picture..." You do not need to use all the colors in your photo. You can chose a small section of the photo to inspire you.

When selecting colors, consider previewing your color by hand twisting it with a strand of black. Optionally folding a length of the color from the cone back on itself a couple times to offer a stronger color presence before twisting together with the black, which you've also "thickened". Is your color selection vivid enough to be distinctly visible or is it too close in value with the black to make its presence known?

Finished scarves/shawls are to be brought to the April meeting for review and discussion. We will talk about color and see how different weave structures change the resulting overall color.

All members are encouraged to participate -- the more scarves, the better the display! If scarves aren't your thing, consider weaving yardage for other one-of-a-kind hand-made items/gifts.

If you are a new weaver and would like some help in getting started, please don't hesitate to ask for assistance. Contact Mary Alice Donceel or Linda Adamson (Tabby Tree Weaver shop) and we'll make sure we get help to you.

**** Linda Adamson is offering a 20% discount to guild members for yarn purchased at Tabby Tree Weaver for this project. Thank you, Linda! ****

To register or to read more about the 2011 Midwest Weavers Conference, visit the web site:

<http://www.midwestweavers.org/conference/index.asp>

If you have any questions or suggestions, contact Mindy (mindy@crittur.com) or Nina (kennedyneo@comcast.)

Exhibit scarf/shawl guidelines:

- all yarn used to be **8/2 Tencel**
- **any width** scarf or shawl can be woven
- **woven length must be 72"** or longer
- fringe or hem as desired
- **warp OR weft must be black tencel** (purchased, not hand-dyed)
- additional color(s) should be any brilliant hue that can be seen in the northern lights, and can be hand-dyed if desired
- **any weave structure** can be used (consider using one that shows movement, like an advancing or undulating twill)
- **colors inspired by a photo** of the aurora borealis
- the weaver will provide the drawdown, fiber information and photo to be included in the display book

Aurora Borealis Guild Project, Weaving Indiana

This form, along with the woven scarf and the inspiration photo (print or JPG), is due at the April meeting to Mindy McCain or Nina Kennedy.

The scarf should be washed with finished fringe or hem.

Your name: _____

Your name for the scarf: _____

Pattern used (name, e.g. Broken Twill): _____

Book, author, page number (if applicable): _____

Warp yarn (color, fiber content and size): 8/2 Tencel _____

Weft yarn (color, fiber content and size): 8/2 Tencel _____

Sett in reed (ends per inch): _____

Width in reed: _____

Finished woven size off of loom (before washing): _____

Size after washing: _____

Percentage of shrinkage: _____

How did you wash it? Any special finishing techniques? Was ironing needed?: _____

Drawdown of threading and treadling (use attached form or provide an electronic WIF)





Please write any thoughts about your weaving (use back of page if needed):

Twill Band Project, Weaving Indiana (threading and treadling)

Your name: _____

Your name for the scarf: _____

Pattern used (name, e.g. Broken Twill): _____



You can draw in pattern if you like, but it is not necessary. The finished project book will include a computer-generated drawdown using the threading and treadling you provide here.